

WATER BOWSER

YOUR PORTABLE WATER SUPPLY...



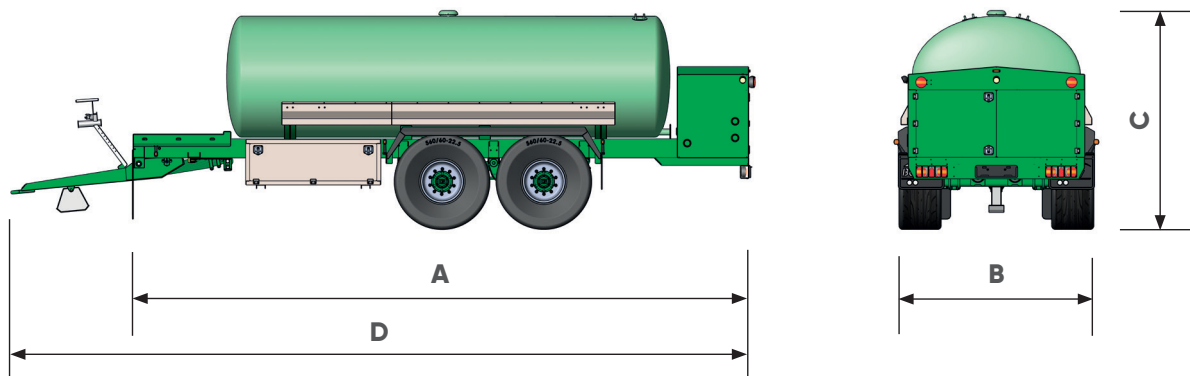
Our range of Water Bowser's features 4 capacity options of 12,000, 15,000, 16,500 and 18,000 litres. All models feature an elliptical, low centre of gravity translucent fibreglass tank.

We specify a true fixed baffle tank, which reduces sloshing and offers greater stability. Our Water Bowsers are all mounted on a heavy-duty RHS chassis, feature commercial axles and a sprung drawbar with a multi-leaf drawbar spring.

STANDARD FEATURES

- Independent hydraulic brakes
- Air brakes and load sensing
- Heavy-duty 100 mm wide suspension
- Commercial axles
- 385/65 R22.5 10 stud remould tyres
- Diesel or hydraulic pump
- Wheels covered by plastic mudguard
- 1000 L/min pump on 3" (75mm) outlets
- 2 x extra long 3" hoses with Snaplock couplings and stainless steel storage rack for hoses on both sides
- Stainless steel side lockers and rear locker featuring work lights and internal light
- Front platform to carry standard IBC container
- Sight gauge
- Sprung drawbar
- Colour coded pipes








Model			12,000L	15,000L	16,500L	18,000L
Dimensions						
Body length	A	mm	7320	7820	8370	8905
Overall width	B	mm	2610	2610	2610	2610
Overall height	C	mm	2950	2950	2950	2950
Overall length	D	mm	8850	9400	9950	10485
Misc.						
Number of axles			2	2	2	2
Axle beam	mm/studs		2xcom/10			
Brake size			420x180			420x220
Brake option			H/A			
Tyre size			385/65 R22.5			

BAILEY TRAILERS LIMITED

Pride Parkway, Sleaford, Lincolnshire NG34 8GL

 +44 (0) 1529 303411
  sales@baileytrailers.co.uk
  baileytrailers.co.uk